

Assets	31/12/2017 Unaudited '000 USD	31/12/2016 Audited '000 USD
Cash and deposits with Central Bank of Lebanon	1,624,563	1,133,868
Deposits with banks and financial institutions	299,025	198,039
Loans to banks and financial institutions	1,833	1,000
Shares and participations at fair value through profit & loss	35,225	29,807
Bonds and other financial assets at fair value through profit & loss	118,780	403,674
Loans and advances to customers	1,029,053	970,122
Loans and advances to related parties	55,881	53,514
Customers' liability under acceptances	27,345	24,663
Financial assets at amortized cost	1,504,857	1,536,177
Financial asset at fair value through other comprehensive income	16,359	19,010
Investment in and loan to an associate	160	160
Assets acquired in satisfaction of debts	5,062	4,511
Property and equipment	95,278	77,548
Intangible assets	71	212
Other assets	58,511	30,769
Goodwill	17,914	17,914
<b>Total Assets</b>	<b>4,889,917</b>	<b>4,500,988</b>
<b>FINANCIAL INSTRUMENTS WITH OFF-BALANCE SHEET RISK:</b>		
Guarantees and standby letters of credit	89,041	55,413
Documentary and commercial letters of credit	22,069	26,579
Forward exchange contracts	82,150	115,445
<b>FIDUCIARY DEPOSITS AND ASSETS UNDER MANAGEMENT</b>	<b>487,390</b>	<b>478,340</b>

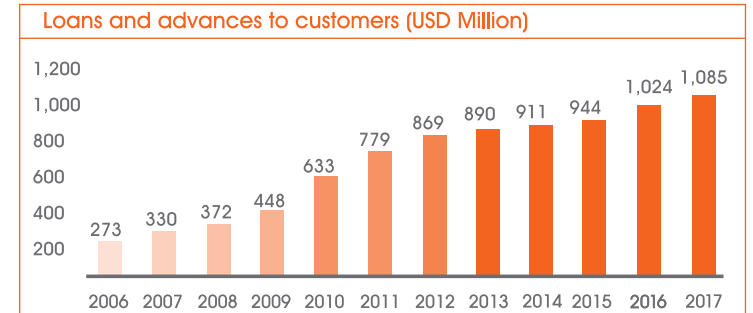
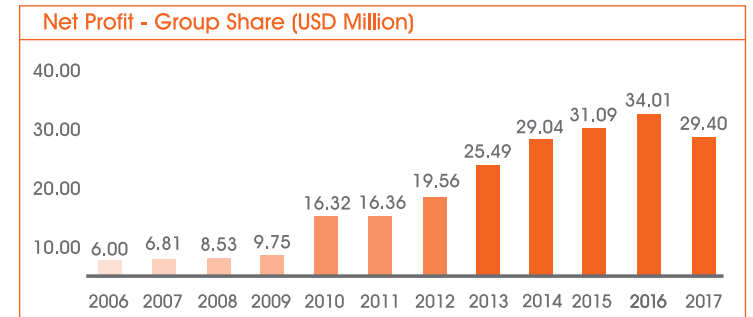
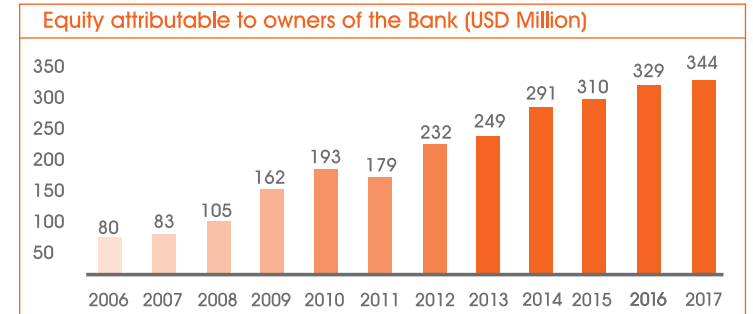
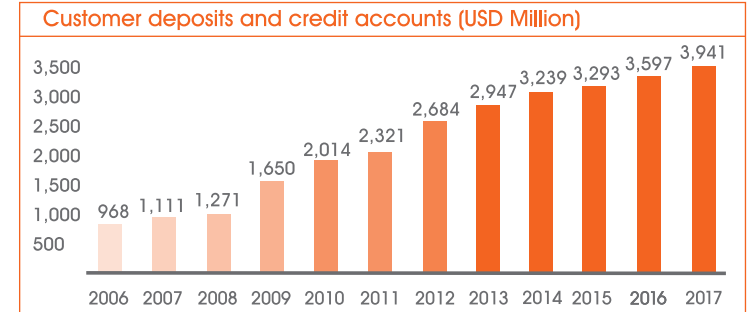
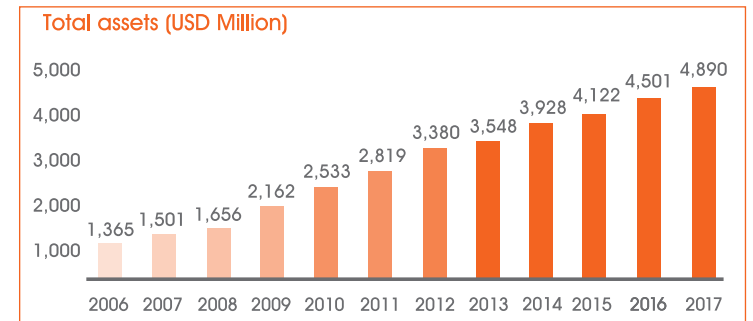
Liabilities	31/12/2017 Unaudited '000 USD	31/12/2016 Audited '000 USD
Deposits and borrowings from banks and financial institutions	330,765	311,575
Customer deposits at amortized cost	3,941,275	3,597,222
Liability under acceptance	27,345	24,663
Other liabilities	125,423	120,807
Provisions	7,757	7,184
Cumulative preferred shares	995	995
Additional paid-in-capital cumulative preferred shares	14,540	14,372
<b>Total Liabilities</b>	<b>4,448,100</b>	<b>4,076,818</b>
Deposits blocked for issuance of preferred shares	-	-
<b>Equity</b>		
Capital	107,662	107,662
Additional paid-in-capital common shares	26,482	26,482
Preferred shares	3,317	3,317
Additional paid-in-capital preferred shares	46,686	46,686
Legal reserves	17,555	14,892
Reserve for general banking risks	38,738	33,822
General reserve for performing loans	5,339	2,172
Reserve for assets acquired in satisfaction of loans	1,015	873
Cumulative change in fair value of investment securities	1,385	-
Retained earnings	66,655	59,061
Profit for the year	29,403	34,013
<b>Equity attributable to owners of the Bank</b>	<b>344,237</b>	<b>328,980</b>
Non-controlling interests	97,580	95,190
<b>Total Equity</b>	<b>441,817</b>	<b>424,170</b>
<b>Total Liabilities and Equity</b>	<b>4,889,917</b>	<b>4,500,988</b>

**Key Figures:**

- Growth of Total Assets YTD: 8.64%
- Growth of Deposits YTD: 9.56%
- Growth of Loans and advances YTD: 5.99%
- Growth of Shareholders' equity YTD: 4.48%
- Growth of Net profit - Group share YTY: -13.55%

Income Statement	31/12/2017 Unaudited '000 USD	31/12/2016 Audited '000 USD
Interest income	246,530	209,657
Interest expense	(183,003)	(162,854)
Net interest income	63,527	46,803
Fee and commission income	11,622	11,900
Fee and commission expense	(3,533)	(4,257)
Net fee and commission income	8,089	7,643
Net interest and gain or loss on financial assets at fair value through profit or loss	21,704	43,276
Other operating income (net)	10,263	10,370
Net financial income	103,583	108,092
Allowance for impairment of loans and advances to customers	(1,392)	(1,141)
Net financial revenues after impairment charge	102,191	106,951
Staff costs	(35,724)	(35,695)
Administrative expenses	(20,337)	(20,746)
Depreciation of tangible fixed assets	(3,567)	(2,995)
Amortization of intangible assets	(12)	(95)
Total operating expenses	(59,640)	(59,531)
Operating Profit	42,551	47,420
Net gain or loss from sale or disposal of other assets	(99)	(271)
Profit before income tax	42,452	47,149
Income tax	(6,169)	(6,311)
Profit after tax from operating activities	36,283	40,838
<b>Profit for the year</b>	<b>36,283</b>	<b>40,838</b>
Net profit - Non-controlling interests	6,880	6,825
Net profit - Group share	29,403	34,013

**Auditors:**

 Deloitte & Touche  
 Fiduciaire du Moyen-Orient


FIRST NATIONAL BANK

fnb.com.lb