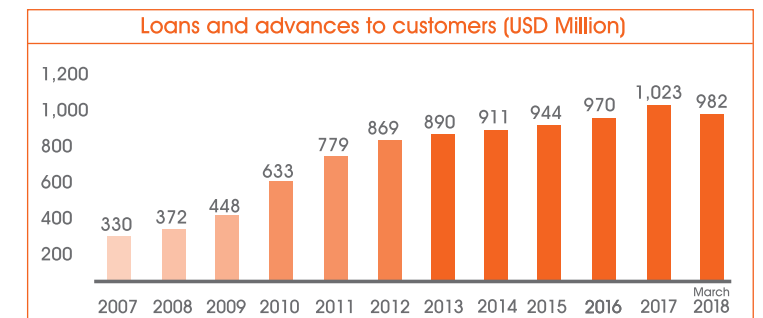
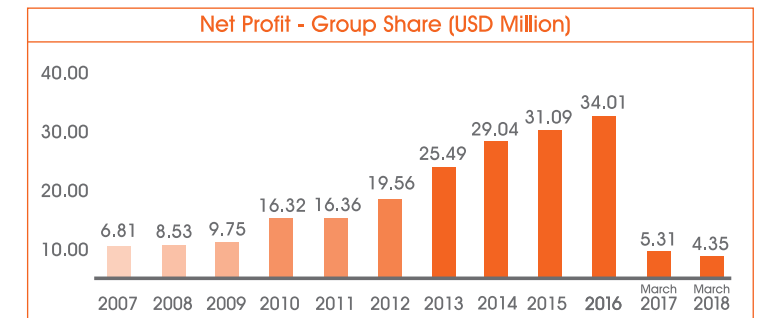
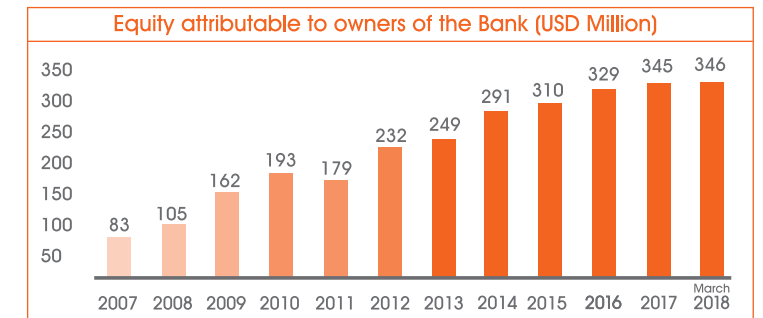
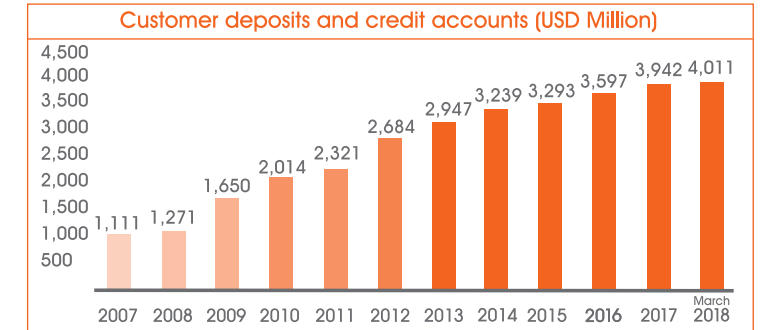
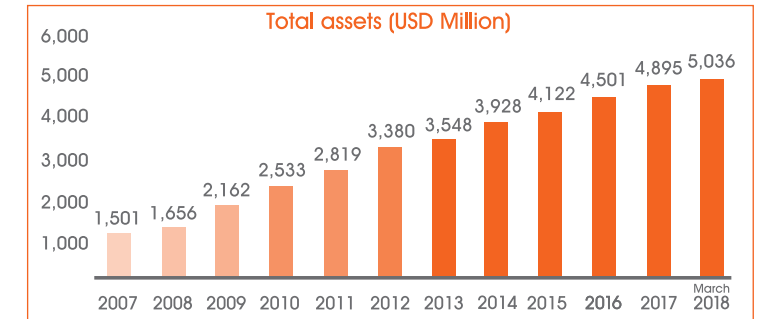


Assets	31/03/2018 Unaudited '000 USD	31/12/2017 Audited '000 USD
Cash and deposits with Central Bank of Lebanon	1,785,720	1,633,272
Deposits with banks and financial institutions	329,706	298,986
Loans to banks and financial institutions	1,502	1,833
Shares and participations at fair value through profit & loss	35,383	26,157
Bonds and other financial assets at fair value through profit & loss	93,742	118,902
Loans and advances to customers	981,979	1,022,938
Loans and advances to related parties	56,550	55,607
Due from related parties	-	7,864
Customers' liability under acceptances	27,128	27,345
Financial assets at amortized cost	1,435,767	1,508,857
Financial asset at fair value through other comprehensive income	94,144	14,559
Investment in and loan to an associate	160	160
Assets acquired in satisfaction of debts	7,162	5,062
Property and equipment	98,141	106,614
Other assets	70,631	23,538
Goodwill	17,914	17,914
Current assets held for sale	-	25,702
Total Assets	5,035,629	4,895,310
FINANCIAL INSTRUMENTS WITH OFF-BALANCE SHEET RISK:		
Guarantees and standby letters of credit	93,256	89,176
Documentary and commercial letters of credit	37,037	22,069
FORWARD EXCHANGE CONTRACTS	82,781	82,150
FIDUCIARY DEPOSITS AND ASSETS UNDER MANAGEMENT	490,350	492,475

Liabilities	31/03/2018 Unaudited '000 USD	31/12/2017 Audited '000 USD
Deposits and borrowings from banks and financial institutions	438,728	330,765
Customer deposits at amortized cost	4,010,673	3,941,944
Liability under acceptance	27,300	27,345
Other liabilities	65,989	111,973
Provisions	42,381	7,517
Cumulative preferred shares	15,734	15,535
Current liabilities held for sale	-	12,512
Total Liabilities	4,600,805	4,447,591

Equity	31/03/2018 Unaudited '000 USD	31/12/2017 Audited '000 USD
Capital	107,662	107,662
Additional paid in capital common shares	26,482	26,482
Preferred shares	3,317	3,317
Additional paid in capital preferred shares	46,686	46,686
Legal reserves	17,555	17,551
Reserve for general banking risks	41,031	38,737
General reserve for performing loans	-	5,339
Reserve for assets acquired in satisfaction of loans	1,052	1,015
Cumulative change in fair value of investment securities	2,054	1,385
Retained earnings	96,129	66,997
Profit for the year	4,355	29,839
Equity attributable to owners of the Bank	346,323	345,010
Non-controlling interests	88,501	102,709
Total Equity	434,824	447,719
Total Liabilities and Equity	5,035,629	4,895,310

Income Statement	31/03/2018 Unaudited '000 USD	31/03/2017 Unaudited '000 USD
Interest income	71,294	55,581
Tax on interest income	(2,319)	-
Interest income, net	68,975	55,581
Interest expense	(51,372)	(42,829)
Net interest income	17,603	12,752
Fee and commission income	2,598	2,734
Fee and commission expense	(878)	(859)
Net fee and commission income	1,720	1,875
Net interest and gain or loss on financial assets at fair value through profit or loss	1,621	8,398
Other operating income (net)	2,427	706
Net financial income	23,371	23,731
Allowance for impairment of loans and advances to customers	(3)	(145)
Net financial revenues after impairment charge and write-off	23,368	23,586
Staff costs	(9,939)	(9,014)
Administrative expenses	(5,455)	(4,859)
Depreciation of property and equipment	(897)	(870)
Amortization of intangible assets	(3)	(3)
Total operating expenses	(16,294)	(14,746)
Operating Profit	7,074	8,840
Net gain or loss from sale or disposal of other assets	(10)	(80)
Profit before income tax	7,064	8,760
Income tax expense	(1,395)	(1,653)
Profit for the year	5,669	7,107
Net profit - Group share	4,355	5,310
Net profit - Non-controlling interests	1,314	1,797


Key Figures:

- Growth of Total Assets YTD: 2.87%
- Growth of Deposits YTD: 1.74%
- Growth of Loans and advances YTD: -3.71%
- Growth of Shareholders' equity- Group share YTD: 0.42%
- Growth of Net profit - Group share YTY: -17.98%

Auditors:

Deloitte & Touche
Fiduciaire du Moyen-Orient

