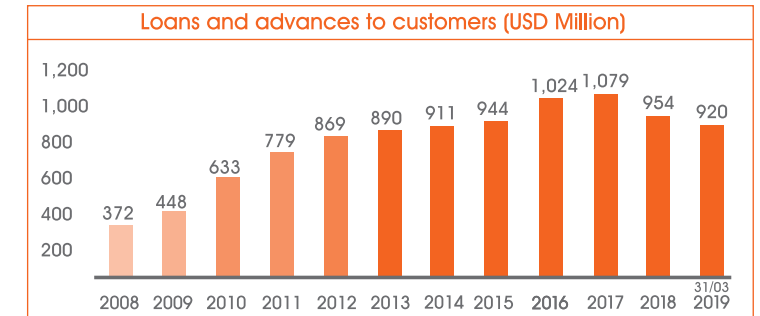
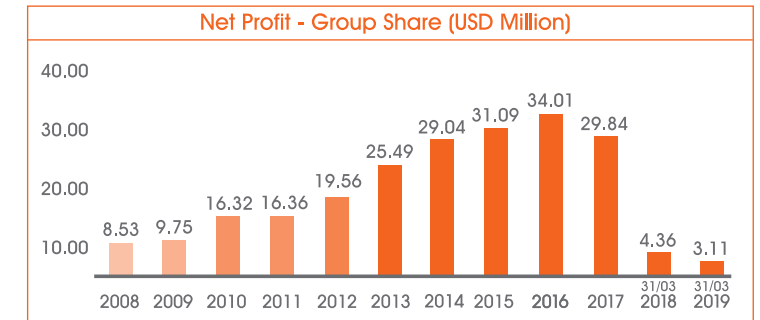
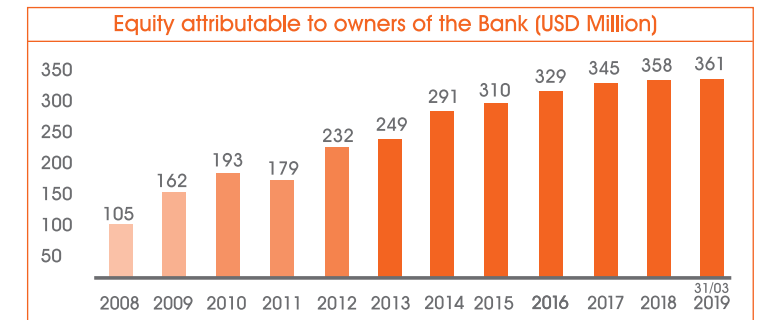
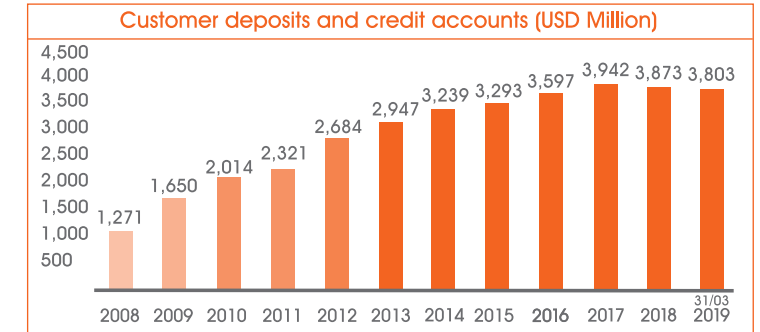
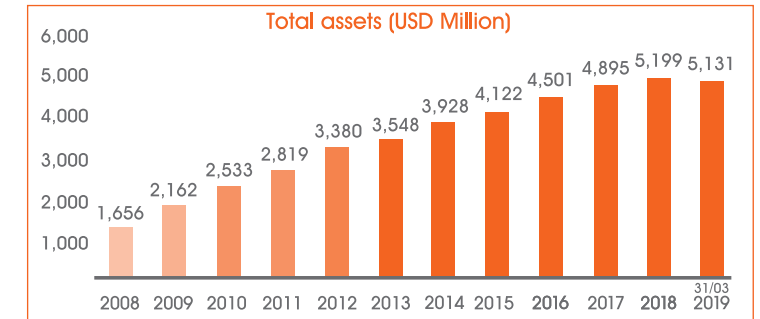


Assets	31/03/2019 Unaudited '000 USD	31/12/2018 Unaudited '000 USD
Cash and deposits with Central Bank of Lebanon	2,005,449	2,024,961
Deposits with banks and financial institutions	268,274	244,329
Shares and participations at fair value through profit or loss	33,379	35,243
Bonds and other financial assets at fair value through profit or loss	33,036	44,824
Loans to banks and financial institutions	266	435
Loans and advances to customers	863,148	896,494
Loans and advances to related parties	56,791	56,634
Financial asset at fair value through other comprehensive income	72,114	81,905
Financial assets at amortized cost	1,612,532	1,621,599
Customers' liability under acceptances	12,414	17,883
Other assets	35,358	37,241
Investment in and loan to an associate	160	160
Assets acquired in satisfaction of debts	7,172	7,290
Property and equipment	112,946	111,696
Goodwill	17,915	17,914
<b>Total Assets</b>	<b>5,130,954</b>	<b>5,198,608</b>
<b>FINANCIAL INSTRUMENTS WITH OFF-BALANCE SHEET RISK:</b>		
Guarantees and standby letters of credit	92,724	95,907
Documentary and commercial letters of credit	36,414	48,040
<b>FORWARD EXCHANGE CONTRACTS</b>	<b>129,472</b>	<b>123,856</b>
<b>FIDUCIARY DEPOSITS AND ASSETS UNDER MANAGEMENT</b>	<b>332,186</b>	<b>302,269</b>

Liabilities	31/03/2019 Unaudited '000 USD	31/12/2018 Unaudited '000 USD
Deposits and borrowings from banks and financial institutions	822,208	801,237
Customer deposits at amortized cost	3,803,009	3,872,815
Liability under acceptance	12,473	17,942
Other liabilities	55,263	60,256
Provisions	8,391	8,701
Cumulative preferred shares	15,745	15,704
<b>Total Liabilities</b>	<b>4,717,089</b>	<b>4,776,655</b>

Equity		
Capital	110,116	110,116
Additional paid-in-capital Common shares	26,482	26,482
Preferred shares	3,317	3,317
Additional paid-in-capital Preferred shares	46,686	46,686
Legal reserves	20,445	20,444
Reserve for general banking risks	46,280	46,280
Reserve for assets acquired in satisfaction of loans	1,184	1,184
Cumulative change in fair value of investment securities	(2,724)	(2,161)
Retained earnings	105,999	75,687
Profit for the year	3,109	30,260
Equity attributable to owners of the Bank	360,894	358,295
Non-controlling interests	52,971	63,658
<b>Total Equity</b>	<b>413,865</b>	<b>421,953</b>
<b>Total Liabilities and Equity</b>	<b>5,130,954</b>	<b>5,198,608</b>

Income Statement	31/03/2019 Unaudited '000 USD	31/03/2018 Audited '000 USD
Interest income	82,053	68,975
Less: tax on interest income	(3,279)	-
Interest income, net	78,774	68,975
Interest expense	(64,161)	(51,372)
Net interest income	14,613	17,603
Fee and commission income	2,425	2,598
Fee and commission expense	(639)	(878)
Net fee and commission income	1,786	1,720
Net interest and gain and loss on financial assets at fair value through profit or loss	751	1,621
Net result on financial assets at FVTOCI	1,120	-
Other operating income (net)	1,533	2,417
Net financial income	19,803	23,361
Allowance for impairment of loans and advances to customers	(402)	(3)
Net financial revenues after impairment charge and write-off	19,401	23,358
Staff costs	(8,446)	(9,939)
Administrative expenses	(4,554)	(5,455)
Depreciation of property and equipment	(974)	(897)
Amortization of intangible assets	(3)	(4)
Total operating expenses	(13,977)	(16,295)
Profit before income tax	5,424	7,063
Income tax expense	(1,034)	(1,394)
<b>Profit for the year</b>	<b>4,390</b>	<b>5,669</b>
Net profit - Group share	3,109	4,356
Net profit - Non-controlling interests	1,281	1,313



**Key Figures:**

- Growth of Total Assets YTD: -1.30%
- Growth of Deposits YTD: -1.80%
- Growth of Loans and advances YTD: -3.48%
- Growth of Shareholders' equity- Group share YTD: 0.71%
- Growth of Net profit - Group share YTY: -28.62%

**Auditors:**

Deloitte & Touche  
Fiduciaire du Moyen-Orient

