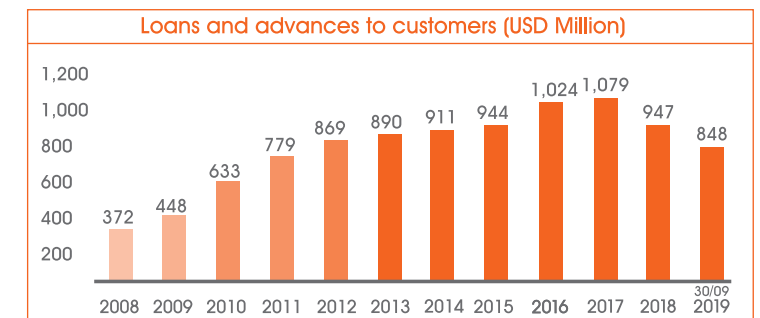
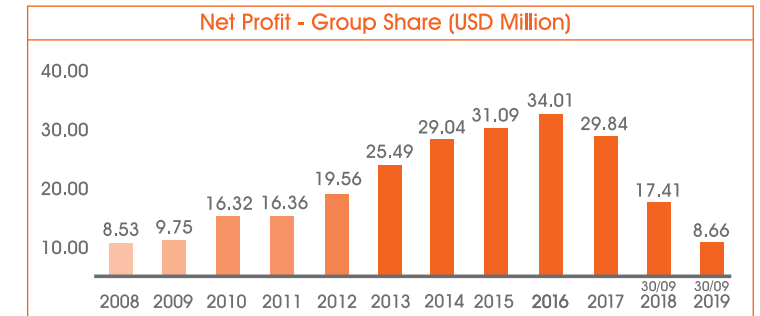
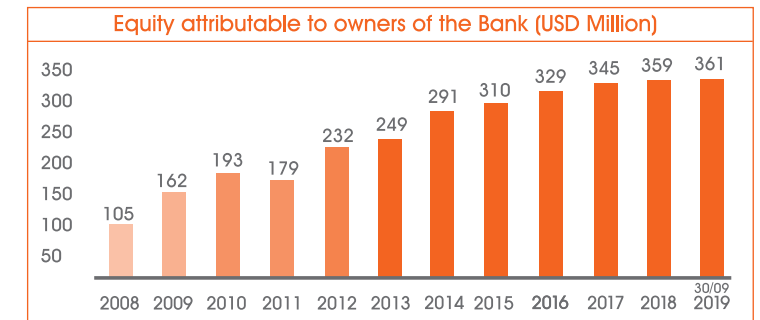
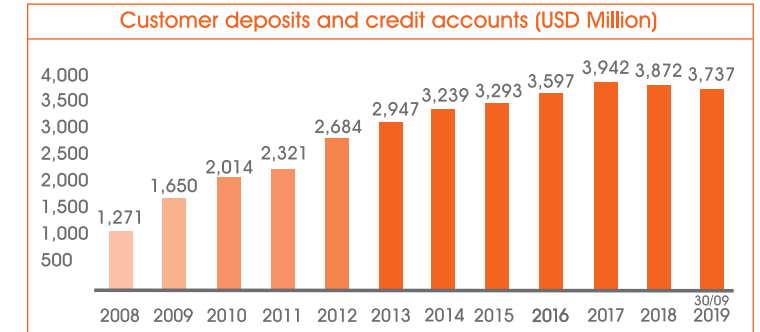
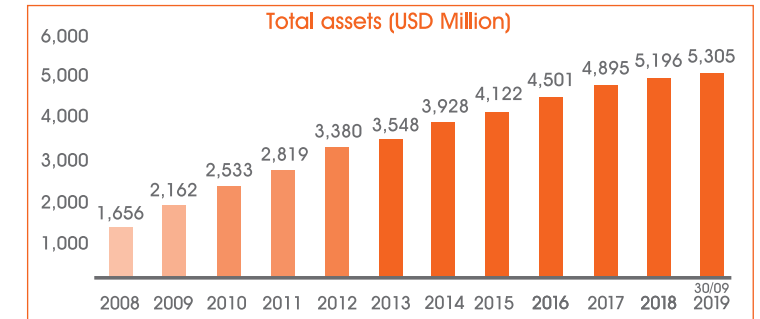


Assets	30/09/2019 Unaudited '000 USD	31/12/2018 Audited '000 USD
Cash and deposits with Central Bank of Lebanon	2,294,800	1,712,817
Deposits with banks and financial institutions	198,419	241,800
Shares and participations at fair value through profit or loss	14,601	26,161
Bonds and other financial assets at fair value through profit or loss	32,938	45,055
Loans to banks and financial institutions	216	5,018
Loans and advances to customers	790,737	890,036
Loans and advances to related parties	57,054	56,634
Due from related parties	-	9,553
Customers' liability under acceptances	12,425	17,883
Financial assets at fair value through other comprehensive income	33,586	81,766
Financial assets at amortized cost	1,659,904	1,442,071
Assets under leverage agreements with the Central Bank of Lebanon	-	495,558
Assets acquired in satisfaction of loans	7,870	7,289
Investment in associates	160	160
Property and equipment	117,822	113,748
Other assets	66,460	32,661
Goodwill	17,914	17,914
Total Assets	5,304,906	5,196,124
FINANCIAL INSTRUMENTS WITH OFF-BALANCE SHEET RISK		
Guarantees and standby letters of credit	85,264	96,025
Documentary and commercial letters of credit	44,839	31,962
FORWARD EXCHANGE CONTRACTS	135,794	128,317
FIDUCIARY ASSETS AND ASSETS UNDER MANAGEMENT	253,278	255,949

Liabilities	30/09/2019 Unaudited '000 USD	31/12/2018 Audited '000 USD
Deposits from banks and financial institutions	1,047,176	177,241
Customer deposits at amortized cost	3,736,587	3,872,400
Due to related parties	-	3,670
Liability under acceptance	12,776	17,942
Borrowings	-	126,166
Leverage agreements with the Central Bank of Lebanon	-	495,558
Other liabilities	74,803	51,310
Provisions	9,305	8,513
Cumulative preferred shares	15,830	15,704
Total Liabilities	4,896,477	4,768,504

Equity		
Capital	110,116	110,116
Additional paid-in-capital Common shares	26,482	26,482
Preferred shares	3,317	3,317
Additional paid-in-capital Preferred shares	46,686	46,686
Legal reserves	23,173	20,439
General reserves	49,249	46,280
Reserves for assets acquired in satisfaction of loans	1,309	1,184
Cumulative change in fair value of investment securities	(759)	(2,161)
Retained earnings	93,189	75,886
Profit for the year	8,662	30,511
Equity attributable to owners of the Bank	361,424	358,740
Non-controlling interests	47,005	68,880
Total Equity	408,429	427,620
Total Liabilities and Equity	5,304,906	5,196,124

Statement of Profit or Loss	30/09/2019 Unaudited '000 USD	30/09/2018 Unaudited '000 USD
Interest income	259,242	227,571
Less: Tax on interest income	(12,172)	(7,961)
Interest income, net of tax	247,070	219,610
Interest expense	(203,739)	(161,243)
Net interest income	43,331	58,367
Fee and commission income	7,975	8,194
Fee and commission expense	(2,324)	(2,461)
Net fee and commission income	5,651	5,733
Net interest and gain or loss on financial assets at fair value through profit or loss	2,804	3,731
Other operating income, net	6,143	5,566
Net financial revenues	57,929	73,397
Write back for impairment of loans and advances to customers, net	(1,337)	(507)
Net financial revenues after allowance for impairment	56,592	72,890
Staff costs	(25,636)	(29,048)
Administrative expenses	(13,675)	(14,771)
Depreciation and amortization	(2,866)	(2,785)
Total operating expenses	(42,177)	(46,604)
Profit before income tax	14,415	26,286
Income tax expense	(2,360)	(4,526)
Profit for the period	12,055	21,760
Net profit - Group share	8,662	17,415
Net profit - Non-controlling interests	3,393	4,345



Key Figures:

- Growth of Total Assets YTD: 2.09%
- Growth of Deposits YTD: -3.51%
- Growth of Loans and advances YTD: -10.44%
- Growth of Shareholders' equity- Group share YTD: 0.75%
- Growth of Net profit - Group share YTY: -50.26%

Auditors:

Deloitte & Touche
Fiduciaire du Moyen-Orient

